

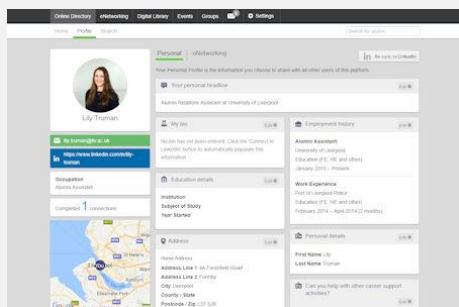
Quick steps to using Liverpool Connect



Step one

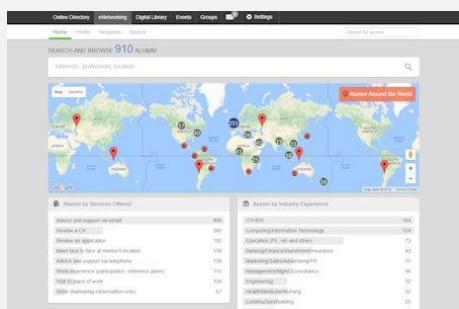
Register for Liverpool Connect

[JOIN LIVERPOOL CONNECT](#)



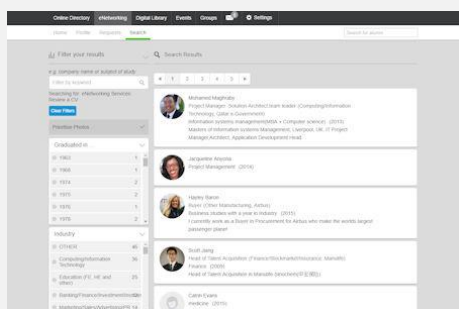
Step two

Complete your profile adding information about your studies, work experience or career aspirations – you can also connect your profile to your LinkedIn account, if you have one.



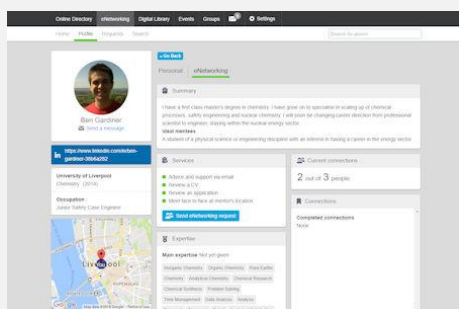
Step three

Click on the 'eNetworking' tab at the top of the page to browse alumni by interests, professions or locations. A graduate may appeal to you because of his or her current job role, a role they have undertaken in the past, and/or the degree that they have studied.



Step four

Look for alumni in your search results who have offered the services that interest you, such as: advice via email or telephone, reviewing a CV or job application or arranging work experience.



Step five

To connect with a graduate, click 'send e-networking request' on their profile page to send them a message to request their insights or guidance. ***Click here*** to read our ***quick steps to making e-networking requests*** and you can also ***watch a short video on using Liverpool Connect here.***